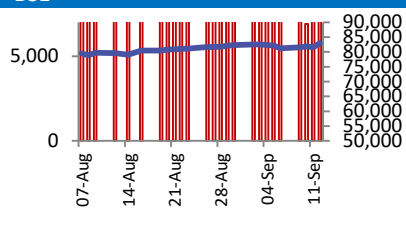
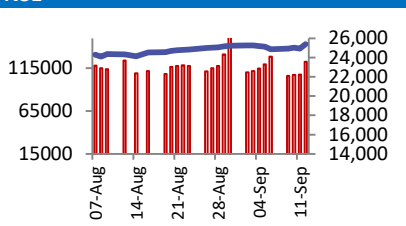


BSE		NSE																													
	<table border="1"> <tr><td>Open</td><td>81930</td></tr> <tr><td>High</td><td>83116</td></tr> <tr><td>Low</td><td>81534</td></tr> <tr><td>Close</td><td>82963</td></tr> <tr><td>Change</td><td>1440</td></tr> <tr><td>Volume (Lacs)</td><td>7044</td></tr> <tr><td>Turnover (Rs.inCr)</td><td>7073</td></tr> </table>	Open	81930	High	83116	Low	81534	Close	82963	Change	1440	Volume (Lacs)	7044	Turnover (Rs.inCr)	7073		<table border="1"> <tr><td>Open</td><td>25060</td></tr> <tr><td>High</td><td>25433</td></tr> <tr><td>Low</td><td>24941</td></tr> <tr><td>Close</td><td>25389</td></tr> <tr><td>Change</td><td>470</td></tr> <tr><td>Volume(Lacs)</td><td>39354</td></tr> <tr><td>Turnover(Rs.in Cr)</td><td>122765</td></tr> </table>	Open	25060	High	25433	Low	24941	Close	25389	Change	470	Volume(Lacs)	39354	Turnover(Rs.in Cr)	122765
Open	81930																														
High	83116																														
Low	81534																														
Close	82963																														
Change	1440																														
Volume (Lacs)	7044																														
Turnover (Rs.inCr)	7073																														
Open	25060																														
High	25433																														
Low	24941																														
Close	25389																														
Change	470																														
Volume(Lacs)	39354																														
Turnover(Rs.in Cr)	122765																														

World Markets	Current	Previous	Pt. Chg	Var(%)
Dow	41097	40862	235	0.6%
Dow Futures	41160	41146	14	0.0%
Nasdaq	17570	17396	174	1.0%
FTSE	8241	8194	47	0.6%
Nikkei	36565	36833	(268)	-0.7%
Hang Seng	17498	17240	258	1.5%
Gift Nifty	25388	25406	(18)	-0.1%
Straits Singapore	3563	3557	7	0.2%
South Korea	2564	2572	(8)	-0.3%
Taiwan	21709	21653	56	0.3%
Shanghai	2722	2717	5	0.2%

Commodity Prices	Current	Previous	Pt. Chg	Var(%)
Copper (\$/MT)	9216	9091	125.0	1.4%
Alumin (\$/MT)	2416	2371	45.0	1.9%
Zinc (\$/MT)	2856	2770	86.0	3.1%
Brent Crude (\$/bbl)	72.2	72.0	0.3	0.4%
Gold (\$/Ounce)	2564	2558	6.3	0.2%
Silver (\$/Ounce)	30.0	29.9	0.1	0.3%
Light Crude (\$/bbl)	69.3	69.0	0.3	0.4%
N G (\$/mmbtu)	2.4	2.4	0.0	0.2%
Sugar (\$/MT)	527.1	519.3	7.8	1.5%
Rubber (Rs./kg)	231.0	230.0	1.0	0.4%
Baltic Dry Index	1927	1963	(36.0)	-1.8%

Currency Exchange Rate	Current	Previous	Var(%)
Rs./\$ rate	83.98	83.98	0.00%
Rs./ Euro	92.50	92.73	-0.25%
Rs./Chinese Yuan	11.81	11.80	0.13%
Yen /\$ rate	140.89	141.82	-0.66%
\$ US/Euro	1.11	1.11	0.12%

Dollar Index	Current	Previous	Var(%)
Dollar Index	105.26	105.28	-0.02%

Support/ Resistance Levels for Today		
	Nifty	Bank Nifty Fut
Support 1	25300	51370
Support 2	24200	51000
Resistance	25500	52000

Securities in Ban For Trade	
ABFRL	BALRAMCHIN
BANDHANBNK	AARTIIND
CHAMBLFERT	HINDCOPPER
GRANULES	RBLBANK

### Market Review

**US:** US stocks ended higher as traders assessed the country's producer price index which rose slightly above estimates.

**Asia:** Asian indices were mixed in the early trade. Japan's Nikkei was 0.4% lower when Australia's S&P ASX 200 was 0.4% up and South Korea's Kospi traded flat.

**India:** India's benchmark equity indices ended at fresh closing highs on Thursday as markets rose sharply in the last hour of trade, led by rallies in metal, auto, and banking stocks. **Market is expected to open gap up and likely to witness range bound move during the day.**

**Global economy:** A tight U.S. presidential election race has unnerved investors in emerging markets, who fear a return of former President Donald Trump to the White House could hurt emerging markets just as they were poised to shine. The prospect of lower interest rates in the United States has brightened the outlook for EM assets, which have lagged their developed peers in the last few years. But analysts are now concerned that under a second Trump presidency trade barriers could be buttressed, spurring a rebound in inflation and thereby interest rates, lifting the dollar and eventually weighing on emerging markets again.

Interest rate cuts from major central banks are well underway, with the European Central Bank on Thursday delivering its second quarter-point cut of the year. Half of the 10 big developed market central banks tracked by Reuters have now started easing policy, and the U.S. Federal Reserve is likely to join the club next week. The Swiss National Bank, the first among Western peers to lower borrowing costs in March, cut rates again in June to 1.25%. The Bank of Canada implemented its third consecutive cut on Sept. 4 to 4.25% and another 25 bps reduction in October is almost fully priced. Sweden's Riksbank, which started cutting rates in May after its successive hikes crushed inflation but weakened the economy, is tipped to lower borrowing costs by at least another 25 bps on Sept. 25

**Commodities:** Oil prices rose on Friday, extending a rally sparked by output disruptions in the U.S. Gulf of Mexico, where Hurricane Francine forced producers to evacuate platforms before it hit the coast of Louisiana.

Gold prices hovered near an all-time high on Friday, and poised for a weekly gain due to a weaker dollar, while investors focused on U.S. economic data that could offer additional insights into the Federal Reserve's policy decision.

**Currency:** The dollar dropped, heading back towards the weakest level this year. The dollar index, which measures the currency against the yen and five other major rivals, dropped to a one-week trough.

FII Derivative Transactions (Rs. Cr)

Contracts	Purchase		Sell		Net Value	Open Interest (OI)		OI (Previous day)		Change	
	Contract	Value	Contract	Value		Contract	Value	Contract	Value	Contract	Value
Index Future	98988	6480	59639	3900	2580	614541	40640	557590	36456	56951	4184
Index Option	64839210	4159558	63954775	4109088	50470	4700523	316213	6265570	401192	(1565047)	(84979)
Stock Future	583117	45980	389292	30957	15023	4190211	334897	4229778	332401	(39567)	2496
Stock Option	741318	59036	774015	61594	(2558)	598258	48101	563317	44545	34941	3556
<b>Total</b>	<b>66262633</b>	<b>4271054</b>	<b>65177721</b>	<b>4205539</b>	<b>65515</b>	<b>10103533</b>	<b>739851</b>	<b>11616255</b>	<b>814594</b>	<b>(1512722)</b>	<b>(74743)</b>

FII All Activity-BBG (Rs Cr)	Buy	Sell	Net
5-Sep-24	17880	18784	(904)
6-Sep-24	20265	18323	1943
9-Sep-24	15087	13952	1134
10-Sep-24	17619	14657	2962
11-Sep-24	16685	13815	2870
<b>Month to date- Sep</b>	<b>145089</b>	<b>126703</b>	<b>18387</b>
FII (Prov.) (Rs Cr)	Buy	Sell	Net
6-Sep-24	16911	17532	(621)
9-Sep-24	14679	13503	1177
10-Sep-24	12154	12429	(275)
11-Sep-24	15415	13660	1755
12-Sep-24	23301	15606	7695
<b>Month to date-Sep</b>	<b>149709</b>	<b>136927</b>	<b>12782</b>
DII (Prov.) (Rs. Cr)	Buy	Sell	Net
6-Sep-24	15699	13578	2122
9-Sep-24	12173	10416	1757
10-Sep-24	12154	12429	(275)
11-Sep-24	11402	11171	231
12-Sep-24	13691	15491	(1801)
<b>Month to date-Sep</b>	<b>117911</b>	<b>110557</b>	<b>7354</b>
FII Debt - BBG (Rs. Cr)	Buy	Sell	Net
5-Sep-24	473	701	(228)
6-Sep-24	2348	816	1532
9-Sep-24	9520	914	8606
10-Sep-24	1570	1040	530
11-Sep-24	2129	1106	1024
<b>Month to date- Sep</b>	<b>19812</b>	<b>7841</b>	<b>11971</b>

Market Breadth	BSE		NSE	
	No.	%	No.	%
Advance	2337	57%	1680	61%
Decline	1609	40%	1006	37%
Unchanged	123	3%	68	2%

Market Turnover	12-Sep	11-Sep	Var (%)
BSE Cash	7073	7643	-7%
NSE Cash	122765	107693	14%
NSE Futures	184214	127901	44%
NSE Options	58354643	65134361	-10%
Total (Rs.Cr)	58668694	65377598	-10%

Volatility Index	12-Sep	11-Sep
Volatility Index	13.18	13.63

Index PE - TTM	12-Sep	Yr. High	Yr. Low
Sensex	24.3	26.0	21.8
Nifty	23.6	28.8	20.3

Corporate News

**H.G. Infra Engineering Receives Order Worth Rs 716 Crore From Central Railway**

H.G. Infra Engineering Ltd. on Thursday received a letter from Central Railway for an order worth Rs 716.11 crore. The project is to be completed in the time frame of 30 months. The Central Railway issued a letter for the appointment of the company for the project on Sept. 4. (BQ)

**DFC commits USD 20 mn long-term loan to Panacea Biotech**

US International Development Finance Corporation (DFC) has committed a long-term loan of up to USD 20 million to Panacea Biotech, the company said on Thursday. Panacea is expanding the manufacturing capacity for drug substance antigens used in its hexavalent vaccine EasySix to meet future demand from UN agencies and public health organisations.. (ET)

**Tata Power And Tata Motors To Set Up 200 Fast-Charging Stations In Metro Cities**

Tata Power Renewable Energy arm Tata Power EV Charging Solutions and Tata Motors have signed an initial pact to set up 200 fast-charging stations for electric commercial vehicles in all metros cities, a statement said on Thursday. (BQ)

Economy

**India's industrial production grows at 4.8% in July 2024**

The Index of Industrial Production (IIP) in India witnessed a growth of 4.8% in July on an annual basis against 4.2% in June, as per data released by the Ministry of Statistics and Programme Implementation (MoSPI) on Thursday. (ET)

**Duty refund scheme may be extended beyond September**

Govt is hoping to extend the duty remission scheme for exporters beyond Sept, but a decision on interest subvention is awaited in the absence of a finance ministry nod, as per a TOI report. TOI Sources said the duty refund scheme or RoDTEP is likely to continue in its existing form as govt seeks to ensure that exports stay competitive and are not burdened by levies. (ET)

International

**NTSB chair told Boeing CEO that planemaker has safety culture problem**

The chair of the National Transportation Safety Board told new Boeing Co CEO Kelly Ortberg that the planemaker "has a safety culture problem" that must be addressed. NTSB Chair Jennifer Homendy told reporters on the sidelines of an event in Washington that she said to Boeing's new chief executive in a recent conversation the company must make changes. "Unless they have a partnership with their workforce, a lot of these issues are not going to be fixed," Homendy said. (Inv)

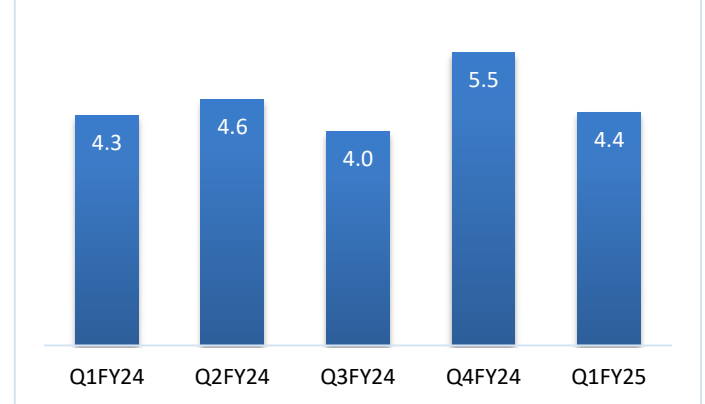
Top 5 Nifty Gainers	12-Sep	11-Sep	Var(%)
HINDALCO	676	648	4.4%
BHARTIARTL	1647	1578	4.4%
NTPC	405	390	3.9%
SHRIRAMFIN	3401	3280	3.7%
M&M	2741	2654	3.3%
Top 5 Nifty Losers	12-Sep	11-Sep	Var(%)
-	0	0	0
-	0	0	0
-	0	0	0
-	0	0	0
-	0	0	0

BSE Index Watch	Last	1 day	1 wk	1 mth	1 yr
SENSEX	82963	1.8%	0.9%	5.1%	23.0%
MIDCAP	49011	1.3%	-0.4%	4.8%	52.5%
SMLCAP	56590	0.8%	0.1%	6.3%	51.7%
AUTO	58169	2.0%	-0.4%	2.6%	60.4%
BANKEKX	58730	1.5%	0.5%	3.4%	13.9%
Capital Goods	72607	1.6%	0.3%	0.9%	55.3%
FMCG	23824	1.0%	2.4%	6.8%	26.3%
Health Care	44287	1.1%	1.6%	7.9%	55.8%
IT	43768	1.5%	1.1%	9.7%	32.6%
METAL	31649	3.0%	0.4%	2.8%	36.7%
Oil & Gas	30860	1.6%	-4.8%	-2.5%	60.8%
Power	8235	2.0%	1.7%	1.0%	78.7%
Realty	8088	0.9%	-0.6%	0.8%	74.0%

NSE USD Futures	12-Sep	11-Sep	Var (%)
Sept Expiry (Rs./\$)	83.64	83.64	0.0%
Oct Expiry (Rs./\$)	82.98	82.98	0.0%
Total Turnover (Rs. Crore)	3998	1160	245%

Sectors	TTM PE
Auto	33.46
Auto Ancillary	52.8
Banking	14.48
Engineering	44.31
Cement	83.42
Diamonds & Jewellery	52.48
Housing Finance	24.74
Infrastructure & Const	36.3
Metals-Aluminium	38.74
Metal – Steel	19.43
Oil Expl.	14.19
Pharma	12.19
Power – Gen. Supp.	46.47
Information Tech.	26.65
Sugar	24.4
Telecom Serv. Prov.	82.59
Tyres	27.72

The Ramco Cements Ltd. quarterly sales volume (in MT)  
(Source: Company Data)



10 year G-Sec Yield	Current	Previous	Change
US	3.65%	3.67%	(3) bps
Japan	0.85%	0.87%	(2) bps
India	6.81%	6.83%	(2) bps
UK	3.78%	3.76%	2 bps
Libor 3 Mths	5.19%	5.21%	(2) bps

Indian Eco Data	Current	Previous	Var(%)
Forex Reserve (US\$ in bn)	654	652	0.3%
Inflation - WPI	2.04%	3.36%	(132) bps
Inflation - CPI	3.65%	3.60%	5 bps

India GDP	Q1FY25	Q4FY24	Var(%)
Growth	6.70%	7.76%	(106)bps

Monetary Policy	Current	Previous	Change
Repo Rate	6.50%	6.50%	0 bps
Reverse Repo Rate	3.35%	3.35%	0 bps
CRR	4.50%	4.50%	0 bps
O/S Banking System Liquidity (Rs bn)	1730	1787	(56.9)

IIP Growth %	Jul-24	Jul-23	Apr-Feb
IIP	4.8	6.2	5.5
Mining	3.7	10.7	6.8
Manufacturing	4.6	5.3	4.5
Electricity	7.9	8.0	9.0

ADR Price Movement

Company	Price (US\$)	Volume	Previous Day Price	Volume	Variance (%)	No. of Share Per ADR	ADR Price (Rs.)	BSE Price	Variance (%)
Infosys Tech	23.25	5643344	22.92	5590629	1.44%	1	1952.42	1950.45	0.1%
Wipro	6.36	1463601	6.19	1764849	2.75%	1	534.08	530.05	0.8%
Dr.Reddy's	80.25	213363	79.26	116929	1.25%	1	6738.99	6683.85	0.8%
ICICI Bank	29.62	3268074	29.19	5515360	1.47%	2	1243.67	1252.15	-0.7%
HDFC Bank	62.48	2222233	61.19	1384493	2.11%	3	1748.92	1666.60	4.9%

GDR's (US\$)

	Prices	Prev. Close	Change	Var %
L&T	43.30	42.30	1.0	2.4%
RIL	70.30	69.10	1.2	1.7%
SBI	93.70	91.80	1.9	2.1%

US Economy Data	Current	Previous
Inflation (%) (YoY)	2.50%	2.90%
Unemployment (%)	4.30%	4.10%

Interest Rate (%)	Current	Previous
Fed Rate	5.50%	5.50%

US GDP	Q2CY24	Q1CY24
Growth (QoQ Annualized)	3.00%	1.40%

China Economy Data	Current	Previous
GDP	4.70%	5.30%
Inflation – CPI (%)	0.60%	0.50%

Economic Calendar

	Date
Indian GDP Data	29 Nov
Indian Inflation Data CPI	14 Oct
Indian Inflation Data WPI	13 Sep
Indian Monetary Policy	09 Oct
India's Industrial Production (IIP)	11 Oct
US Inflation Data	10 Oct
US GDP	26 Sep
US Unemployment Data	16 Sep
US Fed Rate	18 Sep
China GDP	18 Oct
China Inflation Data	13 Oct

Event Update

Name	Date	Purpose
AMI Organics Ltd.	13-09-2024	Rs.3.00 per share(30%)Final Dividend
APM Industries Ltd.	13-09-2024	Rs.0.50 per share(25%)Final Dividend
Aristo Bio-Tech and Lifescience Ltd.	13-09-2024	Dividend
ASI Industries Ltd.	13-09-2024	Rs.0.35 per share(35%)Dividend
CCL Products (India) Ltd.	13-09-2024	Rs.2.00 per share(100%)Final Dividend
Ceejay Finance Ltd.	13-09-2024	Rs.1.20 per share(12%)Final Dividend
HBL Power Systems Ltd.	13-09-2024	Rs.0.50 per share(50%)Final Dividend
HP Adhesives Ltd.	13-09-2024	Rs.0.30 per share(15%)Final Dividend
Jagran Prakashan Ltd.	13-09-2024	Rs.5.00 per share(250%)Final Dividend
Kilburn Engineering Ltd.	13-09-2024	Rs.2.00 per share(20%)Final Dividend
Kirloskar Ferrous Industries Ltd.	13-09-2024	Rs.2.50 per share(50%)Final Dividend
Krishana Phoschem Ltd.	13-09-2024	Dividend
Krsnaa Diagnostics Ltd.	13-09-2024	Rs.2.50 per share(50%)Final Dividend
Madhya Bharat Agro Products Ltd.	13-09-2024	Dividend & Meeting
Meghna Infracon Infrastructure Ltd.	13-09-2024	Rs.0.10 per share(1%)Final Dividend
Onesource Ideas Venture Ltd.	13-09-2024	Stock Split from Rs.10/- to Re.1/-
Owais Metal & Mineral Processing Ltd.	13-09-2024	Dividend
PNB Gilts Ltd.	13-09-2024	Rs.1.00 per share(10%)Final Dividend
Poojawestern Metaliks Ltd.	13-09-2024	Rs.1.00 per share(10%)Final Dividend
Prudent Corporate Advisory Services Ltd.	13-09-2024	Rs.2.00 per share(40%)Final Dividend
Rushil Decor Ltd.	13-09-2024	Rs.1.00 per share(10%)Final Dividend
S Chand And Company Ltd.	13-09-2024	Rs.3.00 per share(60%)Final Dividend
Sportking India Ltd.	13-09-2024	Stock Split from Rs.10/- to Re.1/-

**Bulk Deal As On 12/09/24**

BSE					
Security Code	Security Name	Client Name	Deal	Quantity	Price
538351	AFEL	ABHINAV COMMOALES	S	73226	13.65
538351	AFEL	KAUSHAL HITESHBHAI PARIKH	B	171710	13.65
539115	ALAN SCOTT	VIKAS ARORA	B	10000	128.06
539662	BFLAFL	KENNY JACOB	S	67898	21.83
539662	BFLAFL	VIKASHKUMAR JAIN	B	105613	21.9
512018	CNIRESLTD	NANDKISHOR CHATURVEDI (HUF)	S	775794	12.2
543516	DHYAANITR	KIRAN	S	25200	23.73
543516	DHYAANITR	LAXMAN HARKISHAN NARANG	B	56000	23.54
543516	DHYAANITR	POOJA KOCHAR	S	22400	23.88
539405	DITCO	ANKIT KIRTI GADA	B	20000	12.9
531364	EKANSH	RAVI OMPRAKASH AGRAWAL	S	85000	93.15
521137	EUREKAI	MULTIPLIER SHARE & STOCK ADVISORS PRIVATE LIMITED	B	50000	7.54
521137	EUREKAI	NARENDRA BABU KADATHUR HARIDAS	S	100000	7.54
512443	GANONPRO	ANIL GUPTA	B	80000	13.25
512443	GANONPRO	PRAKASHBHAI ISHWERBHAI PATEL	S	65035	11.72
538788	GILADAFINS	VIKASHKUMAR JAIN	B	70893	12.51
531913	GOPAIST	ACHYUTKUMAR RATILAL MODI	B	29000	8.75
531913	GOPAIST	JAI VINAYAK SECURITIES	S	61335	8.84
531913	GOPAIST	JAI VINAYAK SECURITIES	B	49159	8.67
531913	GOPAIST	LAXMIPATHIRAWAT	B	25000	8.99
531913	GOPAIST	SUMANCHEPURI	S	91734	8.73
531913	GOPAIST	SUMANCHEPURI	B	8	8.69
539206	GVBL	YOGESH AGRAWAL	S	15341	73.28
505336	HARSHILAGR	RAJKUMAR BABUBHAI GODHA	S	126137	61.38
539224	HCKKVENTURE	VIVEK KUMAR BHAUKA	S	26353	96.1
539175	INDRAIND	KAUSHAL HITESHBHAI PARIKH	S	104019	8.33
539175	INDRAIND	MULTIPLIER SHARE & STOCK ADVISORS PRIVATE LIMITED	B	50000	8.33
539175	INDRAIND	PACE STOCK BROKING SERVICES PVT LTD	B	36014	8.33
541983	INNOVATIVE	SHARE INDIA SECURITIES LIMITED	S	53000	18.72
541983	INNOVATIVE	SHARE INDIA SECURITIES LIMITED	B	57000	18.72
538794	JETINFRA	RAJUL SHAH	S	200000	28.91
538794	JETINFRA	SHREEYANSH EDUTRADE LLP	B	176000	28.91
540515	KANUNGO	RAJENDER SINGH	B	32233	7.68
523373	MINID	HARISHKUMARGUPTA	B	19222	128.55
523373	MINID	MULTIPLIER SHARE & STOCK ADVISORS PRIVATE LIMITED	S	20929	128.82
530167	MONGIPA	RENU DEVI SARAOGI	S	16036	59.82
517431	NARMP	KALPANA MADHANI SECURITIES PRIVATE LIMITED	S	30000	30.27
523242	NBFOOT	MULTIPLIER SHARE & STOCK ADVISORS PRIVATE LIMITED	S	73200	15.98
526415	OKPLA	AG DYNAMIC FUNDS LIMITED	B	2000000	13.5
526415	OKPLA	TANO INVESTMENT OPPORTUNITIES FUND	S	2400000	13.52
511644	OMEGAIN	KAILASHBEN ASHOKKUMAR PATEL	B	3776	299.54
540198	OSIAJEE	SANJEEV DAYAPRASAD MISHRA	S	46827	46.18
540198	OSIAJEE	SAROJ GUPTA	B	112389	46.92
544141	PESB	ARHAM SHARE PRIVATE LIMITED	S	164800	193.22
544141	PESB	ARHAM SHARE PRIVATE LIMITED	B	1600	220.2
544141	PESB	NAVRATRI SHARE TRADING PRIVATE LIMITED .	B	400000	188.71
544141	PESB	SI INVESTMENTS & BROKING P LTD	S	200000	183
530095	PRADHIN	BONANZA PORTFOLIO LIMITED	S	30139	44.05
530095	PRADHIN	MAHESH KUMAR	B	45000	44.45
530095	PRADHIN	MAHESH KUMAR	S	10000	48.67

530095	PRADHIN	MULTIPLIER SHARE & STOCK ADVISORS PRIVATE LIMITED	S	51152	44.05
530095	PRADHIN	RAMAKRISHNA MANNEM	S	37500	44.05
536659	PVVINFRA	F3 ADVISORS PRIVATE LIMITED	B	395468	7.95
536659	PVVINFRA	MULTIPLIER SHARE & STOCK ADVISORS PRIVATE LIMITED	B	500000	7.95
538452	QUASAR	LIZ JACOB	B	40657	22.57
538452	QUASAR	SKSE SECURITIES LIMITED CORP CM/TM PROP A/C	B	28691	21.98
539495	RAJKOTINV	SUNILKUMAR CHANDRAKANT MEHTA (HUF)	B	9000	38.71
541601	RAJNISH	BIPINBHAI DEVABHAI RAVAL	S	3869916	3.36
541601	RAJNISH	BIPINBHAI DEVABHAI RAVAL	B	3970235	3.42
544236	RAL	PLUTUS CAPITAL MANAGEMENT LLP	B	19200	77.07
512047	ROYALIND	PREMIER TRADING CORPORATION	S	630000	43.56
543366	SBLI	PANCHAL JAYESHKUMAR	S	4800	36.45
526544	SCANPGEOM	INVESTINO VENTURE LLP .	B	4208790	8.47
538875	SELLWIN	NARSHI HAMIRBHAI DANGODRA	S	129898	27.74
538875	SELLWIN	NARSHI HAMIRBHAI DANGODRA	B	129898	27.86
530977	SKCIL	GKK CAPITAL MARKETS PRIVATE LIMITED	B	100000	233
530977	SKCIL	TEAM INDIA MANAGERS LTD	S	110000	233.48
531370	SPAR	A1 POWER TOOLS PRIVATE LIMITED	S	51648	15.1
540914	SRUSTEELS	GAURANG ABHAYKUMAR NATHWANI	B	77500	13.24
540914	SRUSTEELS	GRISHMABEN GAURANGBHAI DAGLI	S	125000	12.86
540914	SRUSTEELS	SHREE SADGURU INVESTMENTS	B	150142	12.91
540492	STARLENT	MAHAMMADFARUK HAJIBHAI MIR	S	345411	88.72
540492	STARLENT	MAHAMMADFARUK HAJIBHAI MIR	B	316811	89.99
543828	SUDARSHAN	MULTIPLIER SHARE & STOCK ADVISORS PRIVATE LIMITED	S	209600	274.5
543828	SUDARSHAN	PAULOMI KETAN DOSHI	B	156800	274.11
539406	SWAGTAM	GUNJAN AGARWAL	S	12788	53.5
539406	SWAGTAM	MANIMUDRA MARKETING PRIVATE LIMITED	B	10500	53.49
511523	VEERHEALTH	VIKRAMKUMAR KARANRAJ SAKARIA HUF	S	158105	23.97
511523	VEERHEALTH	VIKRAMKUMAR KARANRAJ SAKARIA HUF	B	158105	23.63
540252	VSL	NK SECURITIES RESEARCH PVT. LTD.	S	466198	13.19
540252	VSL	NK SECURITIES RESEARCH PVT. LTD.	B	466198	13.17
540252	VSL	VIVID MERCANTILE LIMITED .	S	976620	13.87
501370	WALCHPF	VIKKRAMM CHANDIRRAMANI	S	26419	192.26
511018	ZMILGFIN	NAVRATRI SHARE TRADING PRIVATE LIMITED .	B	1050000	35.1
511018	ZMILGFIN	NIRMAL LUNKAR	S	992045	35.1

NSE

Security Code	Security Name	Client Name	Deal	Quantity	Price
AKIKO	Akiko Global Services L	PERSISTENT GROWTH FUND VARSU INDIA GROWTH STORY SCHEME 1	SELL	65600	75.05
AKIKO	Akiko Global Services L	UDIT MITTAL	BUY	56000	75
AKSH-RE	Akshar Spintex Limited	ABHIJEET AGARWAL	SELL	2970130	0.2
COOLCAPS	Cool Caps Industries Ltd	RISHI GOURISARIA	SELL	70250	387.36
CREATIVE	Creative New tech Limited	JAINAM BROKING LIMITED	SELL	103117	907.17
CMRSL	Cyber Media Res & Ser Ltd	APOLLO TRADING & FINANCE PVT LTD	SELL	22400	106.72
EPL	EPL Limited	ASHOK GOEL TRUST	SELL	8800000	243.18
HEADSUP	Heads UP Ventures Limited	DEEVANSHI GARG	BUY	208911	15.93
HONASA	Honasa Consumer Limited	FIRESIDE VENTURES INVESTMENT FUND I	SELL	6583018	495.3
HONASA	Honasa Consumer Limited	ICICI PRUDENTIAL LIFE INSURANCE COMPANY LIMITED	BUY	2878787	495
HONASA	Honasa Consumer Limited	JUMP TRADING FINANCIAL INDIA PRIVATE LIMITED	BUY	1750000	495.05
HONASA	Honasa Consumer Limited	JUMP TRADING FINANCIAL INDIA PRIVATE LIMITED	SELL	1284837	495.54
HONASA	Honasa Consumer Limited	MORGAN STANLEY ASIA SINGAPORE PTE	BUY	2417676	495
HONASA	Honasa Consumer Limited	PEAK XV PARTNERS INVESTMENTS VI	SELL	12341188	495.08
HONASA	Honasa Consumer Limited	SEQUOIA CAPITAL GLOBAL GROWTH FUND III-U.S./ INDIA ANNEX FUND L.P.	SELL	2871207	495.01
HONASA	Honasa Consumer Limited	SOFINA VENTURES S.A.	SELL	6015607	495.03
HONASA	Honasa Consumer Limited	STELLARIS VENTURE PARTNERS INDIA I	SELL	4530094	496.12
IPHL	Indian Phosphate Limited	BNP PARIBAS FINANCIAL MARKETS	BUY	549600	124.95
IPHL	Indian Phosphate Limited	KN FAMILY TRUST	BUY	153600	127.82
IPHL	Indian Phosphate Limited	NAV CAPITAL VCC - NAV CAPITAL EMERGING STAR FUND	BUY	184800	138.05
KAMDHENU	Kamdhenу Ispat Limited	AL MAHA INVESTMENT FUND PCC-ONYX STRATEGY	BUY	150000	644.98
KAMOPAINTS	Kamdhenу Ventures Limited	AL MAHA INVESTMENT FUND PCC-ONYX STRATEGY	BUY	3000000	51
KAMOPAINTS	Kamdhenу Ventures Limited	UNICO GLOBAL OPPORTUNITIES FUND LIMITED	BUY	2000000	51
MYMUDRA	My Mudra Fincorp Limited	MANSI SHARE AND STOCK ADVISORS PVT LTD	BUY	60000	123.8
MYMUDRA	My Mudra Fincorp Limited	MULTIPLIER SHARE & STOCK ADVISORS PRIVATE LIMITED	BUY	72000	127
MYMUDRA	My Mudra Fincorp Limited	VINEY EQUITY MARKET LLP	BUY	200400	130
NAMAN	Naman In-Store (India) L	ANTARA INDIA EVERGREEN FUND LTD (ANTARA INDIA EVERGREEN FUND(FPI))	BUY	64000	191
NAMOEWASTE	Namo eWaste Management	MANJU SINGHI	BUY	120000	177
ORIENTLTD	Orient Press Limited	MUNDHRA NARAYAN PRASAD	SELL	57000	117.87
PPSL	Picturepost Studios Ltd	VICCO PRODUCTS BOMBAY PRIVATE LIMITED	BUY	198000	35.52
PNBHOUSING	PNB Housing Fin Ltd.	ASIA OPPORTUNITIES V (MAURITIUS) LIMITED	SELL	1622000	1097.3
PNBHOUSING	PNB Housing Fin Ltd.	ASIA OPPORTUNITIES V (MAURITIUS) LIMITED	SELL	1622000	1097.3
PNBHOUSING	PNB Housing Fin Ltd.	GOLDMAN SACHS (SINGAPORE) PTE.- ODI	BUY	92000	1097.3
PNBHOUSING	PNB Housing Fin Ltd.	GOVERNMENT OF SINGAPORE	BUY	1316168	1097.3
PNBHOUSING	PNB Housing Fin Ltd.	GOVERNMENT OF SINGAPORE	BUY	1316168	1097.3
PNBHOUSING	PNB Housing Fin Ltd.	MONETARY AUTHORITY OF SINGAPORE	BUY	213832	1097.3
PRIMESECU	Prime Securities Limited	JAINAM BROKING LIMITED	SELL	300000	297.23
PRIMESECU	Prime Securities Limited	SAHASTRAA ADVISORS PRIVATE LIMITED	BUY	300000	297.23
QVCEL	QVC Exports Limited	KIRTI BEARINGS PRIVATE LTD	BUY	88000	80
QVCEL	QVC Exports Limited	RCSPL SHARE BROKING PRIVATE LIMITED	SELL	86400	80
SRPL	Shree Ram Proteins Ltd.	HARBIR SINGH CHADHA	BUY	1904293	1.06
VDEAL	Vdeal System Limited	JAYSUKHBHAI THATHAGAR	BUY	25200	152.35
VDEAL	Vdeal System Limited	MULTIPLIER SHARE & STOCK ADVISORS PRIVATE LIMITED	SELL	64800	152.35
VIPULLTD	Vipul Limited	PUNIT BERIWALA HUF	SELL	1723029	34.64
VLEGOV	VL E Gov and IT Sol Ltd	DINESH BIRDILAL NANDWANA	SELL	1300000	128
YUDIZ	Yudiz Solutions Limited	AG DYNAMIC FUNDS LIMITED	BUY	59200	55
YUDIZ	Yudiz Solutions Limited	TANO INVESTMENT OPPORTUNITIES FUND	SELL	62400	55.03

**Disclosure:**

Research Reports that are published by Nirmal Bang Securities Private Limited (hereinafter referred to as "NBSPL") are for private circulation only. NBSPL is a registered Research Analyst under SEBI (Research Analyst) Regulations, 2014 having Registration no. INH000001766. NBSPL is also a registered Stock Broker with National Stock Exchange of India Limited, BSE Limited, Metropolitan Stock Exchange of India Limited, Multi Commodity Exchange of India Limited and , National Commodity and Derivative Exchange Limited in Capital Market , Equity and Commodities derivatives segments and Currency Derivatives Segment .

NBSPL has other business divisions with independent research teams separated by Chinese walls, and therefore may, at times, have different or contrary views on stocks and markets.

NBSPL or its associates have not been debarred / suspended by SEBI or any other regulatory authority for accessing / dealing in securities Market since last 20 years. NBSPL, its associates or analyst or his relatives do not hold any financial interest (Except Investment) in the subject company. NBSPL or its associates or Analyst do not have any conflict or material conflict of interest at the time of publication of the research report with the subject company. NBSPL or its associates or Analyst or his relatives may or may not hold beneficial ownership of 1% or more in the subject company at the end of the month immediately preceding the date of publication of this research report.

NBSPL or its associates / analyst has not received any compensation / managed or co-managed public offering of securities of the company covered by Analyst during the past twelve months. NBSPL or its associates have not received any compensation or other benefits from the company covered by Analyst or third party in connection with the research report. Analyst has not served as an officer, director or employee of Subject Company. NBSPL / analyst has not been engaged in market making activity of the subject company.

**Analyst Certification:** The research analysts and authors of these reports, hereby certify that the views expressed in this research report accurately reflects my/our personal views about the subject securities, issuers, products, sectors or industries. It is also certified that no part of the compensation of the analyst(s) was, is, or will be directly or indirectly related to the inclusion of specific recommendations or views in this research. The analyst(s) principally responsible for the preparation of this research report and has taken reasonable care to achieve and maintain independence and objectivity in making any recommendations.



**Disclaimer:**

The Research Report is for the personal information of the authorized recipient and does not construe to be any investment, legal or taxation advice. NBSPL is not soliciting any action based upon it. Nothing in the research report shall be construed as a solicitation to buy or sell any security or product, or to engage in or refrain from engaging in any such transaction. In preparing the research report, we did not take into account the investment objectives, financial situation and particular needs of the reader.

The research report has been prepared for the general use of the clients of NBSPL and must not be copied, either in whole or in part, or distributed or redistributed to any other person in any form. If you are not the intended recipient you must not use or disclose the information in the research report in any way. Though disseminated to all the customers simultaneously, not all customers may receive the research report at the same time. NBSPL will not treat recipients as customers by virtue of their receiving the research report. The research report is not directed or intended for distribution to or use by any person or entity resident in a state, country or any jurisdiction, where such distribution, publication, availability or use would be contrary to law, regulation or which would subject NBSPL & its group companies to registration or licensing requirements within such jurisdictions.

The report is based on the information obtained from sources believed to be reliable, but we do not make any representation or warranty that it is accurate, complete or up-to-date and it should not be relied upon as such. We accept no obligation to correct or update the information or opinions in it. NBSPL or any of its affiliates or employees shall not be in any way responsible for any loss or damage that may arise to any person from any inadvertent error in the information contained in the research report. NBSPL or any of its affiliates or employees do not provide, at any time, any express or implied warranty of any kind, regarding any matter pertaining to this report, including without limitation the implied warranties of merchantability, fitness for a particular purpose, and non-infringement. The recipients of the research report should rely on their own investigations.

This information is subject to change without any prior notice. NBSPL reserves its absolute discretion and right to make or refrain from making modifications and alterations to this statement from time to time. Nevertheless, NBSPL is committed to providing independent and transparent recommendations to its clients, and would be happy to provide information in response to specific client queries.

Before making an investment decision on the basis of research report, the reader needs to consider, with or without the assistance of an adviser, whether the advice is appropriate in light of their particular investment needs, objectives and financial circumstances. There are risks involved in securities trading. The price of securities can and does fluctuate, and an individual security may even become valueless. International investors are reminded of the additional risks inherent in international investments, such as currency fluctuations and international stock market or economic conditions, which may adversely affect the value of the investment. Opinions expressed are subject to change without any notice. Neither the company nor the director or the employees of NBSPL accept any liability whatsoever for any direct, indirect, consequential or other loss arising from any use of the research report and/or further communication in relation to the research report. Here it may be noted that neither NBSPL, nor its directors, employees, agents or representatives shall be liable for any damages whether direct or indirect, incidental, special or consequential including lost revenue or lost profit that may arise from or in connection with the use of the information contained in the research report.

Copyright of this document vests exclusively with NBSPL.

Our reports are also available on our website

Registration granted by SEBI and certification from NISM in no way guarantee performance of NBSPL or provide any assurance of returns to investors.

**Nirmal Bang Research (Division of Nirmal Bang Securities Pvt. Ltd.)**

B-2, 301/302, Marathon Innova,  
Opp. Peninsula Corporate Park  
Off. Ganpatrao Kadam Marg  
Lower Parel(W), Mumbai-400013  
Board No. : 91 22 6723 8000/8001  
Fax. : 022 6723 8010